

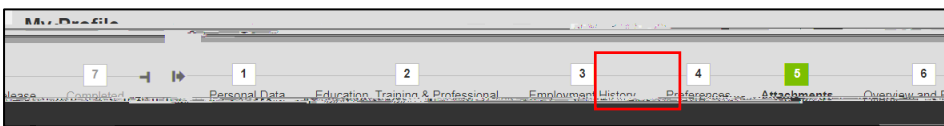


ADDING A CV TO YOUR CANDIDATE DASHBOARD

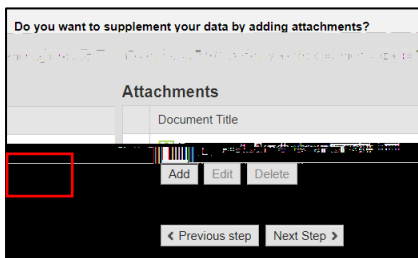
Step 1: Click on to “candidate profile” within your dashboard



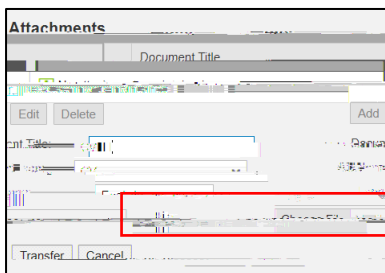
Step 2: Select “Attachments”



Step 3: Click “Add”



Step 4: Select a file from your desktop and click “transfer”



Step 5: You will see your CV has successfully been added to your candidate dashboard.

